

DRT Trailers



Product Guide

www.drtrailers.co.uk



Built with pride
in Yorkshire

02	Contents
03	Introduction
04	10/11 Ton Grain
05	12 Ton Grain
06	14 Ton Grain
07	16 Ton Grain
08	Grain Trailer Options
09	12 Ton Root Crop
10	14 Ton Root Crop
11	16 Ton Root Crop
12	Root Crop Trailer Options
13	25' 10 Ton Flat/Bale
14	28' 12 Ton Flat/Bale
15	32' 12 Ton Flat/Bale
16	32' 14 Ton Flat/Bale
17	36' 16 Ton Flat/Bale
18	Flat/Bail Trailer Options
19	About our trailers
20	Spares, repairs and refurbishment
21	I & M Tarpaulins
22	Dalesway Cattle Handler
23	Notes

i

Introduction

Formed in October 2010 by Derek Triffit, Mark Britton and Helen Gowthorpe, operating from the Full Sutton workshop producing high quality trailers.

2014 saw a change in the management structure with Peter Slater taking over from Mark & Helen.

Pete's many years experience in the steel fabrication business and previously to that in farming, combined with Derek's 40+ years experience in the design and building of trailers they are perfectly placed to offer advice and guidance to anyone wishing to purchase a DRT Trailer.

DRT Trailers Ltd offer a range of trailers, either built to standard specs, or built to your own bespoke needs.

A spares, repairs and refurbishment service is also offered to all our customers.

Mark continues to operate his tarpaulin business, I & M Tarpaulin Ltd from the same site meaning that DRT Trailers continue being able to offer the complete package, fitted sheets, or easy sheet systems are available as an option on DRT Trailers, either at the time of order or as a retro fit.






Standard specs of DRT Tipping Trailers

10/11 Ton Grain

Internal Length	17' / 5.26m
Width	7'6" / 2.28m
Height of Sides	3'9" / 1.14m
Cubic Capacity	485 cu.ft. / 13.6 cu.m
Unladen Weight	4.1 Ton
Max Height When Tipped	19' / 5.8m
Static Height (Super Singles)	7'7" / 2.31m
5mm Floor & 4mm Sides	
Two 90mm 8 Stud Axles	
Multi Leaf Ag Suspension	
350 x 90 Hydraulic Cam Brakes	
Multistroke Parking Brake	
Standard Fixed Drawbar	
385/65 22.5 Super Singles	
40mm EN16 Towing Eye	
Front Access Ladder	
3 Stage Chromed Tipping Rams	
Guarded Rear Lights	
Maintenance Body Props	
Double Acting Hydraulic Door c/w Lock Valve	
10" x 10" Grain Chute	





Standard specs of DRT Tipping Trailers

12 Ton Grain

Internal Length	19' / 5.8m
Width	7'6" / 2.28m
Height of Sides	4' / 1.22m
Cubic Capacity	570cu.ft. / 16.1 cu.m
Unladen Weight	4.5 Ton
Max Height When Tipped	20' / 6.1m
Static Height (Super Singles)	8'3" / 2.51m
5mm Floor & 4mm Sides	
Two 127mm Commercial 10 Stud Axles	
Multi Leaf Commercial Suspension	
420 x 180 Hydraulic Cam Brakes	
Multistroke Parking Brake	
15 Ton Sprung Drawbar	
385/65 22.5 Super Singles	
40mm EN16 Towing Eye	
Front Access Ladder	
3 Stage Chromed Tipping Rams	
Guarded Rear Lights	
Maintenance Body Props	
Double Acting Hydraulic Door c/w Lock Valve	
12" x 12" Grain Chute	




Picture shown has air brakes fitted as options



Standard specs of DRT Tipping Trailers

14 Ton Grain

Internal Length	21' / 6.4m
Width	7'6" / 2.28m
Height of Sides	4'2" / 1.27m
Cubic Capacity	650 cu.ft. / 18.5 cu.m
Unladen Weight	5.1 Ton
Max Height When Tipped	22'7" / 6.89m
Static Height (Super Singles)	8'5" / 2.57m
5mm Floor & 4mm Sides	
Two 127mm Commercial 10 Stud Axles	
Multi Leaf Commercial Suspension	
420 x 180 Hydraulic Cam Brakes	
Multistroke Parking Brake	
15 Ton Sprung Drawbar	
385/65 22.5 Super Singles	
40mm EN16 Towing Eye	
Front Access Ladder	
Multi Stage Chromed Tipping Rams	
Guarded Rear Lights	
Maintenance Body Props	
Double Acting Hydraulic Door c/w Lock Valve	
12" x 12" Grain Chute	



Picture shown has Full Width Window & Flotation Tyres,
fitted as options



Standard specs of DRT Tipping Trailers

16 Ton Grain


Internal Length	22' / 6.71m
Width	7'6" / 2.28m
Height of Sides	4'6" / 1.37m
Cubic Capacity	740 cu.ft. / 20.9 cu.m
Unladen Weight	5.4 Ton
Max Height When Tipped	23'7" / 7.19m
Static Height (Super Singles)	8'9" / 2.67m
5mm Floor & 4mm Sides	
Two 127mm Commercial 10 Stud Axles	
Multi Leaf Commercial Suspension	
420 x 180 Hydraulic Cam Brakes	
Multistroke Parking Brake	
18 Ton Sprung Drawbar	
385/65 22.5 Super Singles	
40mm EN16 Towing Eye	
Front Access Ladder	
Multi Stage Chromed Tipping Rams	
Guarded Rear Lights	
Maintenance Body Props	
Double Acting Hydraulic Door c/w Lock Valve	
12" x 12" Grain Chute	



Picture shown has Flotation Tyres fitted as options



Options include but are not limited to:



- Hydraulically operated double acting tail-door
- Sprung drawbar
- Easy sheet system
- Fitted sheet
- Sheet rack
- Grain sock with frame
- Air brakes with load sensing valve
- ABS
- Half, full width or arched front windows, with perspex panel, or hinged steel door
- Towing eye welded to rear of chassis
- Mudguards with spray suppression flaps
- Rear drawbar with brake and 7 pin -folds away when not in use
- Led light upgrade
- Led rear strobe
- High level tail lights mounted on tail door
- Silage sides
- Wheel/tyre options



Standard specs of DRT Tipping Trailers

12 Ton Root Crop

Internal Length	21' / 6.4m
Width	7'6" / 2.28m
Height of Sides	3'9" / 1.14m
Cubic Capacity	590 cu.ft. / 16.6 cu.m
Unladen Weight	5.0 Ton
Static Height (Super Singles)	8' / 2.44m
5mm Floor & 4mm Sides	
Two 127mm Commercial 10 Stud Axles	
Multi Leaf Commercial Suspension	
420 x 180 Hydraulic Cam Brakes	
Multistroke Parking Brake	
15 Ton Sprung Drawbar	
385/65 22.5 Super Singles	
40mm EN16 Towing Eye	
Front Access Ladder	
Multi Stage Chromed Tipping Rams	
Guarded Rear Lights	
Maintenance Body Props	
Double Acting Hydraulic Door c/w Lock Valve	
12" x 12" Grain Chute	



Picture shown has an Easy Sheet & Arched
Front Window fitted as options



Standard specs of DRT Tipping Trailers

14 Ton Root Crop

Internal Length	22' / 6.71m
Width	7'6" / 2.28m
Height of Sides	3'9" / 1.14m
Cubic Capacity	620 cu.ft. / 17.4 cu.m
Unladen Weight	5.1 Ton
Static Height (Super Singles)	8' / 2.44m
5mm Floor & 4mm Sides	
Two 127mm Commercial 10 Stud Axles	
Multi Leaf Commercial Suspension	
420 x 180 Hydraulic Cam Brakes	
Multistroke Parking Brake	
15 Ton Sprung Drawbar	
385/65 22.5 Super Singles	
40mm EN16 Towing Eye	
Front Access Ladder	
Multi Stage Chromed Tipping Rams	
Guarded Rear Lights	
Maintenance Body Props	
Double Acting Hydraulic Door c/w Lock Valve	
12" x 12" Grain Chute	



Picture shown has optional Easy Sheet

tech
spec

Standard specs of DRT Tipping Trailers

16 Ton Root Crop


Internal Length	26' / 8m
Width	7'6" / 2.28m
Height of Sides	3'9" / 1.14m
Cubic Capacity	740 cu.ft. / 20.8 cu.m
Unladen Weight	5.4 Ton
Static Height (Super Singles)	8'9" / 2.44m
5mm Floor & 4mm Sides	
Two 127mm Commercial 10 Stud Axles	
Multi Leaf Commercial Suspension	
420 x 180 Hydraulic Cam Brakes	
Multistroke Parking Brake	
18 Ton Sprung Drawbar	
385/65 22.5 Super Singles	
40mm EN16 Towing Eye	
Front Access Ladder	
Multi Stage Chromed Tipping Rams	
Guarded Rear Lights	
Maintenance Body Props	
Double Acting Hydraulic Door c/w Lock Valve	
12" x 12" Grain Chute	



Picture shown has optional Easy Sheet



Options include
but are not limited to:



- Easy sheet system
- Fitted sheet
- Sheet rack
- Grain sock with frame
- Air brakes with load sensing valve
- ABS
- Half, full width or arched front windows, with perspex panel, or hinged steel door
- Towing eye welded to rear of chassis
- Mudguards with spray suppression flaps
- Rear drawbar with brake and 7 pin - folds away when not in use
- Led light upgrade
- Led rear strobe
- High level tail lights mounted on tail door
- Silage sides
- Wheel/tyre options



Standard specs of DRT Flat/Bale Trailers

25' 10 Ton Flat/Bale

Deck Length	25' / 7.62m
Width	8' / 2.44m
Unladen Weight	3.2 Ton
Static Height (Super Singles)	46" / 1.17m
4.5mm Chequer Plate Floor	
Two 90mm Ag 8 Stud Axles	
Multi Leaf Ag Suspension	
350 x 90 Hydraulic Cam Brakes	
Multistroke Parking Brake	
Fixed Drawbar	
3' High Headboard	
385/65 22.5 Super Singles	
40mm EN16 Towing Eye	
Guarded Rear Lights	
Rope Hooks	
Sockets to accommodate rear rack	



Picture shown has a Strap Box, Mud Guards
and Sprung Drawbar fitted as options



Standard specs of DRT Flat/Bale Trailers

28' 12 Ton Flat/Bale

Deck Length	28' / 8.53m
Width	8' / 2.44m
Unladen Weight	3.4 Ton
Static Height (Super Singles)	46" / 1.17m
4.5mm Chequer Plate Floor	
Two 90mm Ag 8 Stud Axles	
Multi Leaf Ag Suspension	
350 x 90 Hydraulic Cam Brakes	
Multistroke Parking Brake	
Fixed Drawbar	
3' High Headboard	
385/65 22.5 Super Singles	
40mm EN16 Towing Eye	
Guarded Rear Lights	
Rope Hooks	
Sockets to accommodate rear rack	



Picture shown has a Strap Box, Mud Guards
and Sprung Drawbar fitted as options



Standard specs of DRT Flat/Bale Trailers

32' 12 Ton Flat/Bale

Deck Length	32' / 9.75m
Width	8' / 2.44m
Unladen Weight	3.6 Ton
Static Height (Super Singles)	46" / 1.17m
4.5mm Chequer Plate Floor	
Two 90mm Ag 8 Stud Axles	
Multi Leaf Ag Suspension	
350 x 90 Hydraulic Cam Brakes	
Multistroke Parking Brake	
Fixed Drawbar	
3' High Headboard	
385/65 22.5 Super Singles	
40mm EN16 Towing Eye	
Guarded Rear Lights	
Rope Hooks	
Sockets to accommodate rear rack	



Picture shown has a Strap Box, Mud Guards
and Sprung Drawbar fitted as options



Standard specs of DRT Flat/Bale Trailers

32' 14 Ton Flat/Bale

Deck Length	32' / 9.75m
Width	8'4" / 2.54m
Unladen Weight	4.1 Ton
Static Height (Super Singles)	4' / 1.22m
4.5mm Chequer Plate Floor	
Two 127mm Commercial 10 Stud Axles	
Multi Leaf Commercial Suspension	
420 x 180 Hydraulic Cam Brakes	
Multistroke Parking Brake	
15 Ton Sprung Drawbar	
3' High Headboard	
385/65 22.5 Super Singles	
40mm EN16 Towing Eye	
Guarded Rear Lights	
Rope Hooks	
Sockets to accommodate rear rack	



Picture shown has a Strap Box, Mud Guards
and Sprung Drawbar fitted as options



Standard specs of DRT Flat/Bale Trailers

36' 14 Ton Flat/Bale


Deck Length **36' / 10.97m**
Width **8'4" / 2.54m**
Unladen Weight **4.4 Ton**
Static Height (Super Singles) **4' / 1.22m**
4.5mm Chequer Plate Floor
Two 127mm Commercial 10 Stud Axles
Multi Leaf Commercial Suspension
420 x 180 Hydraulic Cam Brakes
Multistroke Parking Brake
18 Ton Sprung Drawbar
3' High Headboard
385/65 22.5 Super Singles
40mm EN16 Towing Eye
Guarded Rear Lights
Rope Hooks
Sockets to accommodate rear rack



Picture shown has a Strap Box, Sheet Rack, Fitted Sheet,
Hay Ladders, 445/65 Tyres & Air Brakes fitted as options



Options include but are not limited to:



- Sprung drawbars
- Commercial axles and suspension
- Hay ladders
- Toolbox
- Strap, tool tray
- Fitted sheet
- Sheet rack
- Air brakes with load sensing valve
- ABS
- Towing eye welded to rear of chassis
- Mudguards with spray suppression flaps
- Led light upgrade
- Led rear strobe
- Wheel / tyre options
- Bespoke length to suit your requirements
- Walkways



About our trailers


Our range also covers the manufacture of other trailers...

- Blower Trailers
- Low Loaders
- Dumpers
- Scissor Trailers
- Water / Fuel Bowsers



Colours

All of our chassis are shot blasted and thoroughly prepared before being painted in a High quality two pack paint system in a range of 4 standard colours, or to your own specification if required.



Popular Tyre Options

385/65 R22.5
445/65 R22.5
560/45 R22.5
500/60 R22.5
560/60 R22.5
435/50 R19.5





Spares, Repairs & Refurnishment

We also offer

Spares Many from stock, or available to order.

Repairs From a replacement towing eye to a replacement body

Shotblasting From a wheel to a full trailer

Resprays Partial and full resprays





We can supply:

CURTAIN SIDES
SHEETS
EASY SHEETS
WAGON COVERS
STORAGE COVERS
PICKUP COVERS
MACHINERY COVERS
PALLET COVERS
TRAILER COVERS
CANVAS SHEETING
DUST NETS
BRICK NETS
RATCHETS
STRAPS
LASHING CHAINS
ROPES
SHOCK CORD
PRE-PACKED TARPULINS



Tel: 01759 373237 or 07845 191285

DALESWAY

CATTLE HANDLING SYSTEM

Manufactured by DRT Trailers, the Dalesway was originally designed over sixteen years ago and has been used successfully by its creator Pip Dale ever since. Now manufactured in our works it offers a safer, affordable way to handle your livestock with ease.

Features

- Internal gate
- Head Yoke
- Calf Carrier

Useful for

- Calving
- Suckling
- Tagging
- De-horning
- Spraying calf's nipples





Notes

DRT Trailers



DRT Trailers

Full Sutton Industrial Estate, Full Sutton, York. YO41 1HS
www.drtrailers.co.uk • info@drtrailers.co.uk
Tel: 01759 371601 • Mob: 07974 672444

All specifications and sizes are approximate and subject to change as part of the continuing development of our trailers